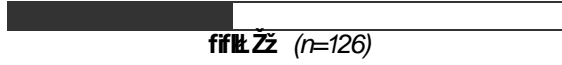


INTRODUCTION TO 2016 GRADUATE SURVEY

Graduates of the Class of 2016 were surveyed throughout the past year by Wittenberg Career Services using The Outcomes Survey online tool, as used by the National Association of Colleges and Employers (NACE) and facilitates easier reporting for national statistical data collection. As noted in the previous


Response Rate Summary


Respondents Divided By Population
N=313



Undergraduate

Undergraduate





General Outcomes

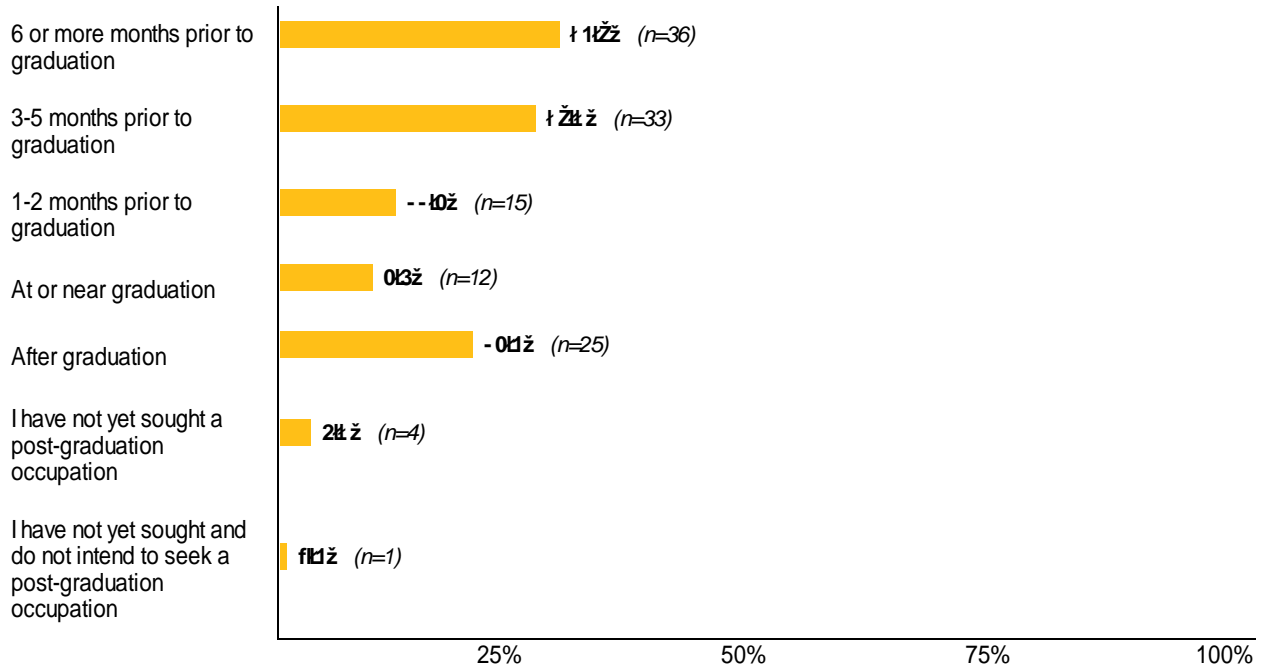
5. Which of the options above would you identify as your primary status six months post-graduation?

	5. Which of the options above would you identify as your primary status six months post-graduation? n=126
Working full-time	66% (n=82)
Working part-time	6% (n=8)
Enrolling in additional education	17% (n=26)
Seeking additional education	1% (n=1)
Engaged in military service	0%

General Outcomes

When did you begin to pursue your primary post-graduation occupation?

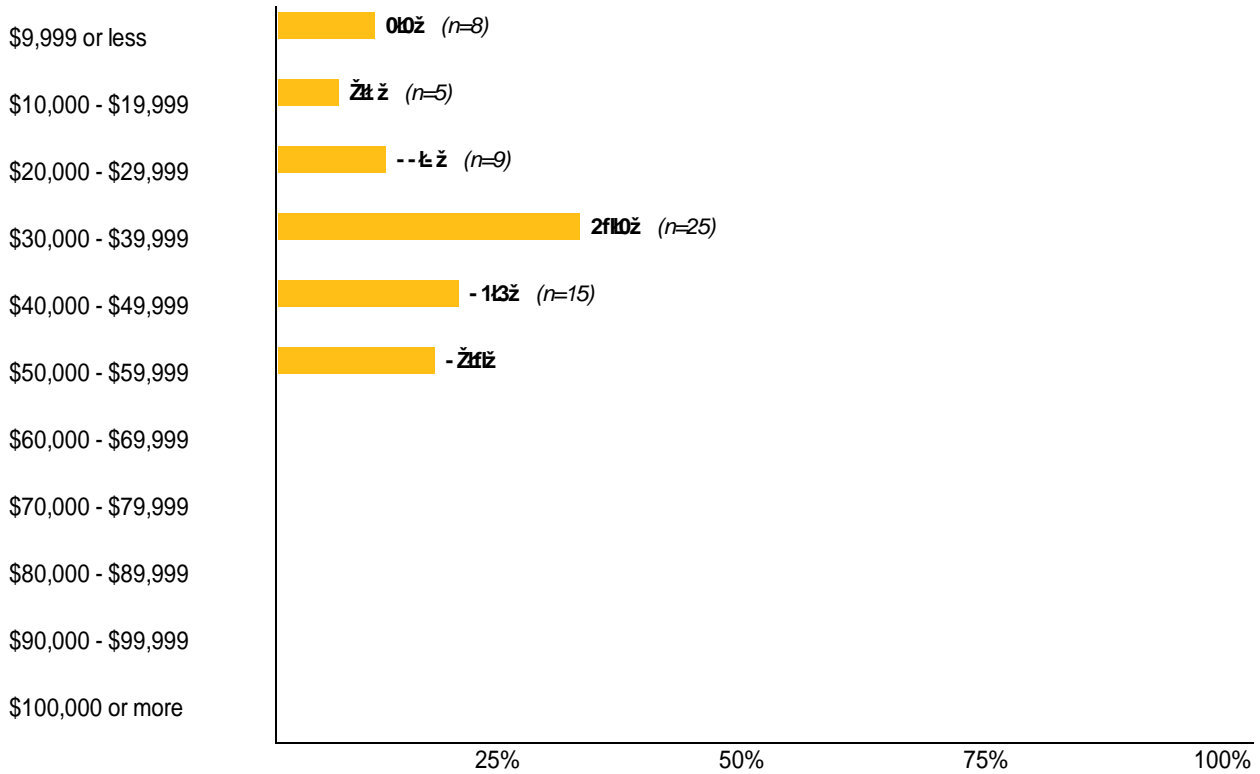
Undergraduate (n=126)



Occupation

Please enter the total annual income, and if applicable, guaranteed bonus(es) below from the occupation(s) you held six months post-graduation.

Undergraduate (n=81)



Overall median income: **62375**

Median income for *Undergraduate* students: **62375**

To protect respondent confidentiality, median incomes have been rounded to the nearest \$500 interval.

Occupation

Which of the following best describes your occupation six months post-graduation?

	5, 6, 7, 8, 9, 10, 11, 12 n=96
Employed by an organization	53% (n=63)
Employed freelance	2% (n=2)
Self-employed	1% (n=1)
Employed in a temporary / contract work assignment	6% (n=6)
Employed in a postgraduate internship	6% (n=6)
Employed in a fellowship, post-doctoral residency, or other postdoctoral appointment	1% (n=1)
Employed in a faculty position at an institution of higher learning	3% (n=3)
Employed in any other work category	12% (n=12)
I'd rather not answer	











Occupation

Q4 Did you hold more than one paid position?

	5, 6, 7, 8, 9, 10 n=96
Yes	14% (n=23)
No	82% (n=73)



108. Which of the following best describes the infollo



Hospitality - Hotel / Restaurant Management	-12ž (n=1)
Business Services	-12ž (n=1)
Health, Wellness & Fitness	-12ž (n=1)
Food & Beverage	-12ž (n=1)
International Affairs & Development	-12ž (n=1)
Automotive	-12ž (n=1)
Retail / Wholesale	-12ž (n=1)
Software Development	-12ž (n=1)
Consumer Services	-12ž (n=1)
Real Estate	-12ž (n=1)
Journalism	-12ž (n=1)
Consulting	-12ž (n=1)
Media Production	-12ž (n=1)
Consumer Products	-12ž (n=1)

Occupation: Job Function

5. Which of the following best describes the industry and job function of the occupation you held?

	5. Which of the following best describes the industry and job function of the occupation you held? n=75
Teaching / Education	14% (n=11)
Research	9% (n=7)
Sales	7% (n=5)
Accounting / Auditing	4% (n=4)
Healthcare / Health Services	4% (n=4)
Technician	4% (n=3)
Other	4% (n=3)
Account Management / Planning	4% (n=3)
Marketing	4% (n=3)
Supply Chain	3% (n=2)
Human Resources	3% (n=2)
Creative / Design	3% (n=2)
Administrative / Support Services	3% (n=2)
Law Enforcement / Security	1% (n=1)
Information Technology	1% (n=1)
Social Media	1% (n=1)
Project Management	1% (n=1)
Childcare	1% (n=1)
Administration	1% (n=1)
Customer Service	1% (n=1)

Quality Assurance / Control	-12ž (n=1)
Software Development	-12ž (n=1)
Education & Training	-12ž (n=1)
Social Work	-12ž (n=1)
Finance	-12ž (n=1)
Media Production	-12ž (n=1)
Domestic Care / Services	-12ž (n=1)
Management / Logistics	-12ž (n=1)
Programming / Software Development	-12ž (n=1)
Data Entry	-12ž (n=1)
Analyst	-12ž (n=1)
Brand Management	-12ž (n=1)
Performing / Performance Art	-12ž (n=1)
Production	-12ž (n=1)
Editorial	-12ž (n=1)
Consulting	-12ž (n=1)
Distribution	-12ž (n=1)

Occupation


Please enter the location of your occupation six months post-graduation.

	5, 6, 7, 8, 9, 10 n=74
OH	46% (n=46)
KY	4% (n=3)
FL	4% (n=3)
MI	4% (n=3)
GA	3% (n=2)
IL	3% (n=2)
PA	3% (n=2)
CA	3% (n=2)
IN	3% (n=2)
NY	3% (n=2)
DC	1% (n=1)
WI	1% (n=1)
MA	1% (n=1)
WA	1% (n=1)
MO	1% (n=1)
VA	1% (n=1)
MN	1% (n=1)

Occupation

Q3 Which of these best describes your primary reason for being unemployed or not seeking employment six months post-graduation?

	5, 6, 7, 8, 9, 10 n=5
Enrolled / Enrolling in a degree or certificate program	1 (n=1)
Unable to find employment at a sufficient level of pay	1 (n=1)
Unable to find employment where I live or want to live	1 (n=1)
Other	2 (n=2)

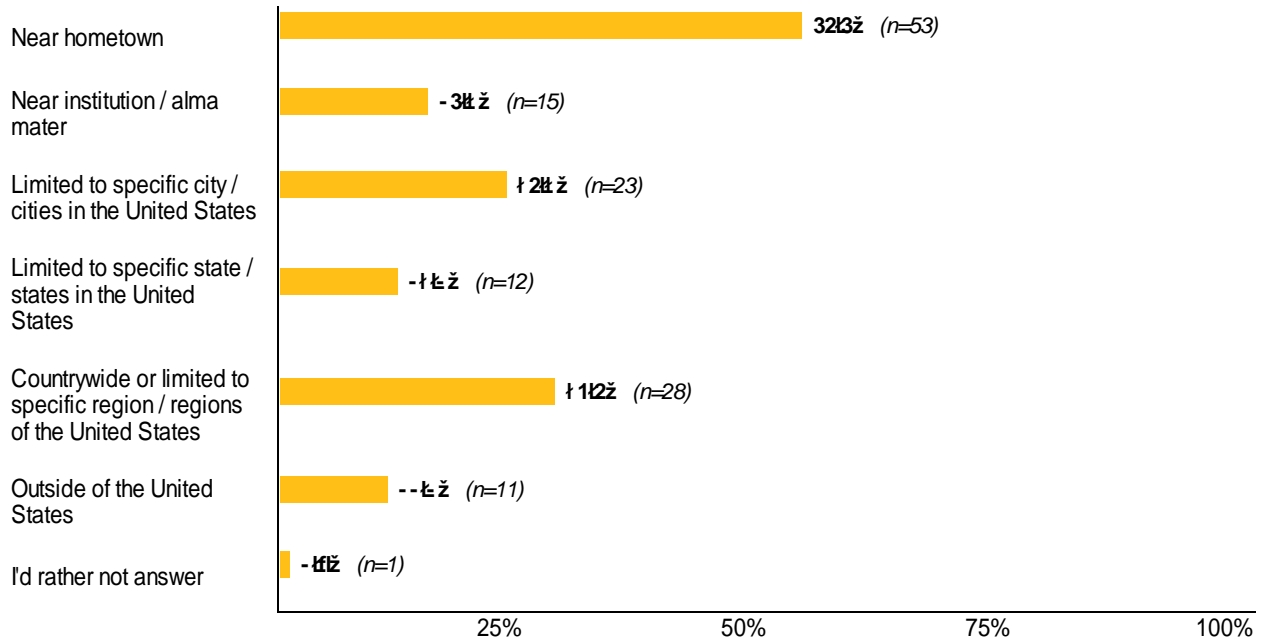


4/ Which of these best describe your reason e

Occupation

Q1/ Where geographically did you look when searching for your post-graduation occupation? (Select all that apply)

Undergraduate (n=99)



Additional Education Enrollment

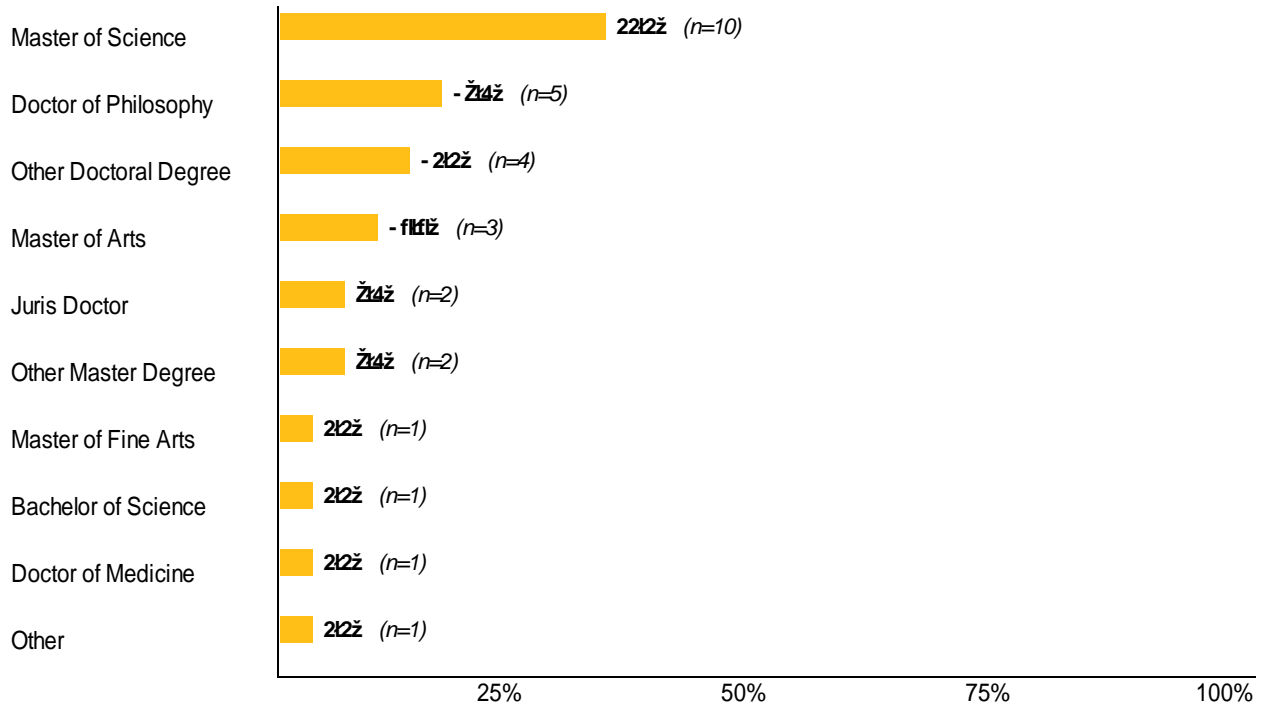
Please answer each of the items below concerning the additional education you were pursuing six months post-graduation.

	5, 6, 7, 8, 9, 10, 11, 12 n=30
Health professions and related programs	12 (n=7)
Biological and biomedical sciences	5 (n=5)
Psychology	3 (n=3)
Business, management, marketing, and related support services	2 (n=2)
Legal professions and studies	2 (n=2)
Other	2 (n=2)
English language and literature / letters	1 (n=1)
Engineering	1 (n=1)
Natural resources and conservation	1 (n=1)
Mathematics and statistics	1 (n=1)
Foreign languages, literatures, and linguistics	1 (n=1)
Family and consumer sciences / human sciences	1 (n=1)
Physical sciences	1 (n=1)
Computer and information sciences and support services	1 (n=1)
History	1 (n=1)

Additional Education Enrollment

Q1 - What additional degree were you seeking post-graduation?

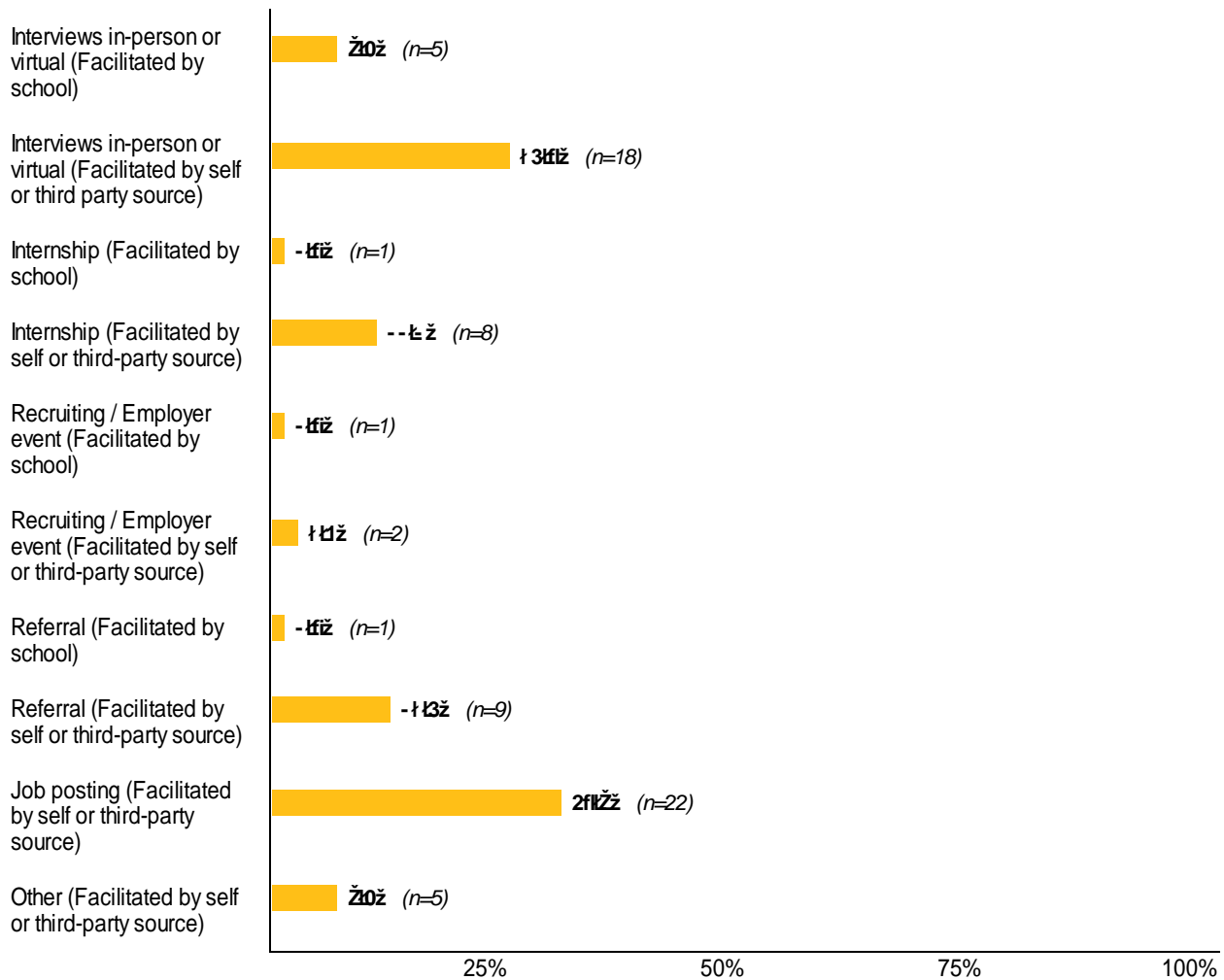
Undergraduate (n=30)



Engagement

9. (1-5) Please indicate the primary job search activity that led to the job you held six months post-graduation. (Select one)

Undergraduate (n=72)



Engagement

9. (1) How helpful did you find each of these resources when searching for an occupation?

	5, 4, 3, 2, 1 n=94
Career Center Staff = Very Helpful	12 (n=12)
Career Center Staff = Helpful	23 (n=23)
Career Center Staff = Neither Helpful nor Unhelpful	12 (n=12)
Career Center Staff = Unhelpful	3 (n=3)
Career Center Staff = Very Unhelpful	7 (n=7)
Career Center Staff = I have never used this resource	37 (n=37)
Career Center Services = Very Helpful	9 (n=9)
Career Center Services = Helpful	25 (n=25)
Career Center Services = Neither Helpful nor Unhelpful	14 (n=14)
Career Center Services = Unhelpful	5 (n=5)
Career Center Services = Very Unhelpful	6 (n=6)
Career Center Services = I have never used this resource	35 (n=35)
Departmental Faculty / Staff / Services = Very Helpful	34 (n=34)
Departmental Faculty / Staff / Services = Helpful	38 (n=38)
Departmental Faculty / Staff / Services = Neither Helpful nor Unhelpful	8 (n=8)
Departmental Faculty / Staff / Services = Unhelpful	1 (n=1)
Departmental Faculty / Staff / Services = Very Unhelpful	2 (n=2)
Departmental Faculty / Staff / Services = I have never used this resource	11 (n=11)
Other Faculty / Staff / Services = Very Helpful	12 (n=12)
Other Faculty / Staff / Services = Helpful	37 (n=37)

Internships

9; ° ~)\$ / \$ #3- / How many internships did you complete?

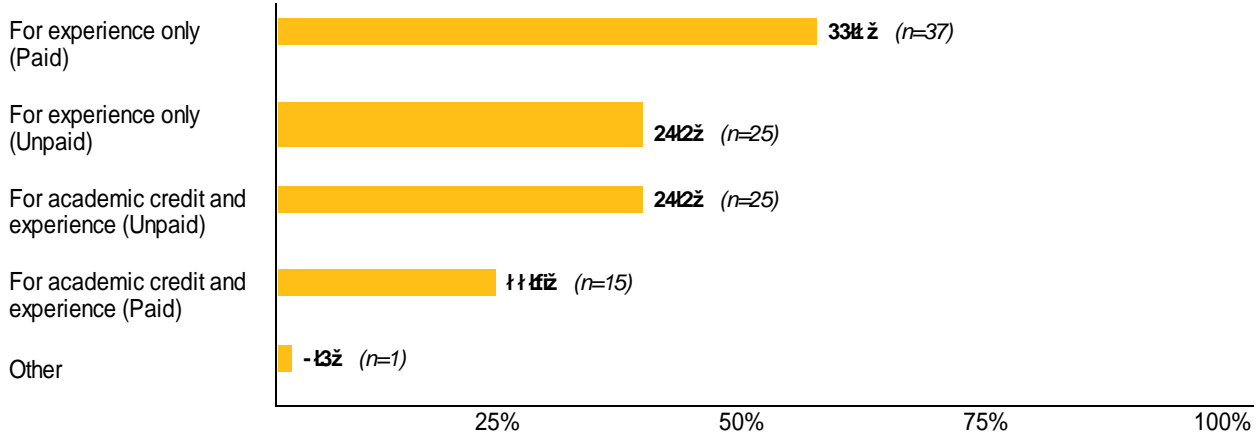
	5, ° ~)\$ / \$ #3- / n=67
1	24 11% (n=22)
2	2- 12% (n=21)
3	1 20% (n=18)
4	2 1% (n=2)
5	- 1% (n=1)
More than 5	- 1% (n=1)
Other	2 1% (n=2)



Internships

9; ° ~) \$ / \$ #32/ What types of internships did you complete? (Select all that apply)

Undergraduate (n=67)







5


(* " \$!# (# (# (1 &

H #

A

? # # #

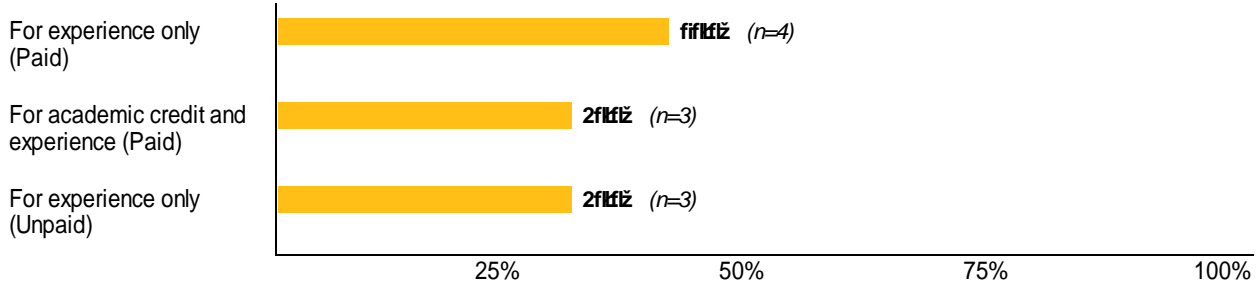
#



Internships

9; ° ~)\$ / \$ #34/ What type of internship was this?

Undergraduate (n=10)



Service learning and other academic volunteer experiences

9; ° ~)\$ /\$ #Z3/ How many service learning or other academic volunteer experiences did you complete?

	5, ° ~)\$ /\$ #Z3/ n=37
1	24.3% (n=12)
2	16.2% (n=6)
3	13.5% (n=5)
4	8.1% (n=3)
5	8.1% (n=3)
More than 5	13.5% (n=8)

Service learning and other academic volunteer experiences

9; ° ~)\$ /\$ #Z4/ What types of service learning or other academic volunteer experiences did you complete? (Select all that apply)

Undergraduate (n=37)

In conjunction with institution, but independent of coursework

In conjunction with (Sem required coursework

#

*

(* ' +
* -

>

#

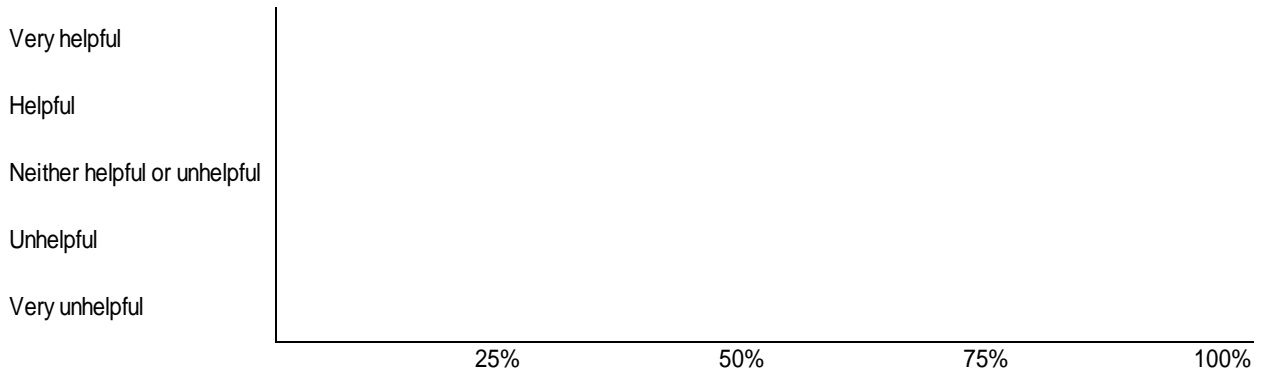
?

#!

Service learning and other academic volunteer experiences

9; ° ~) \$ / \$ # Z 0 How helpful were your service learning or other academic volunteer experiences in preparing you for the workplace/your career?

Undergraduate (n=37)



Service learning and other academic volunteer experience

9; ~)\$. /\$ #4- / What type of service learning or other academic volunteer experience was this?

s
h
h

Undergraduate (n=15)

Assistantships

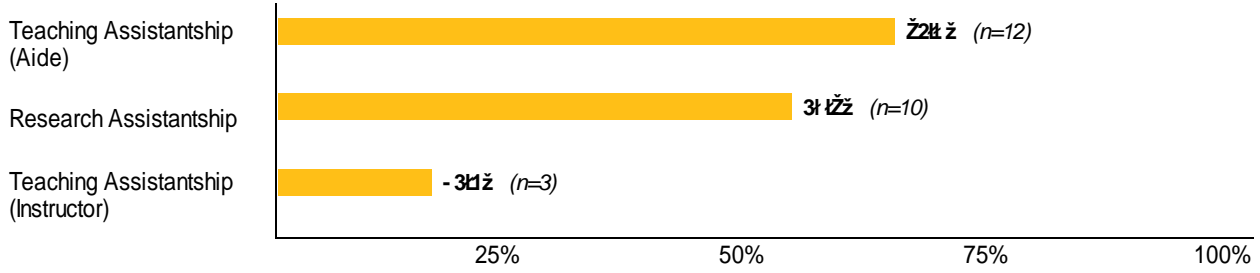
9; ° ~)\$ / \$ #4 / How many assistantships did you complete?

	5, ° ~)\$ / \$ #4 /
	n=19
1	Ž2ž (n=12)
2	† Ž2ž (n=5)
3	- f13ž (n=2)
4	f1fž (n=0)
5	f1fž (n=0)
More than 5	f1fž (n=0)

Assistantships

9; ° ~) \$ / \$ #4fv What types of assistantships did you complete? (Select all that apply)

Undergraduate (n=19)

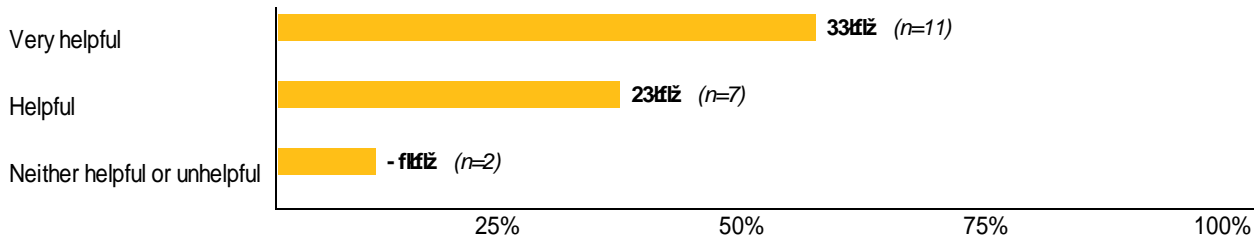




Assistantships

9; ° ~)\$ /\$ #4Z How helpful were your assistantship(s) in preparing you for the workplace/your career?

Undergraduate (n=20)






2* 22`

(* - + *





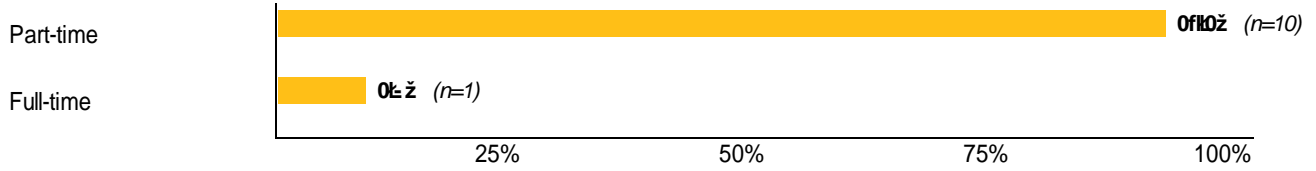
(* ! A (# (* #
(1 & -



Clinical Experience

9; ° ~) \$ / \$ #14/ Please indicate if these experiences were full or part-time. (Select all that apply)

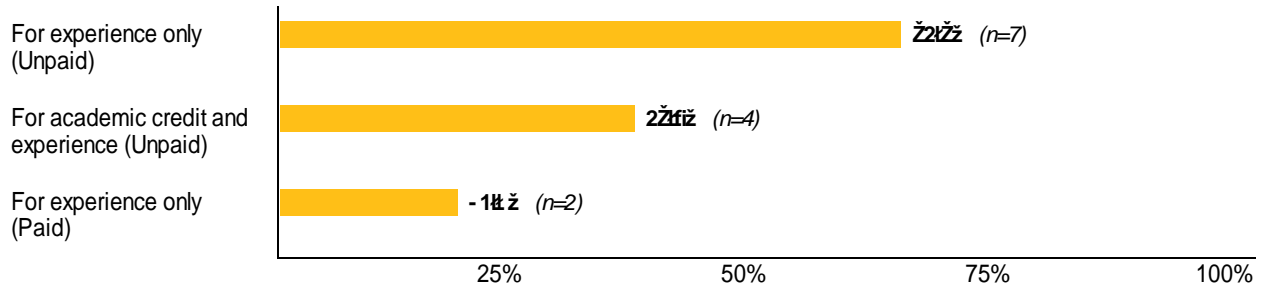
 Undergraduate (n=11)



Clinical Experience

9; ° ~)\$ / \$ #11/ What types of clinical experiences did you complete? (Select all that apply)

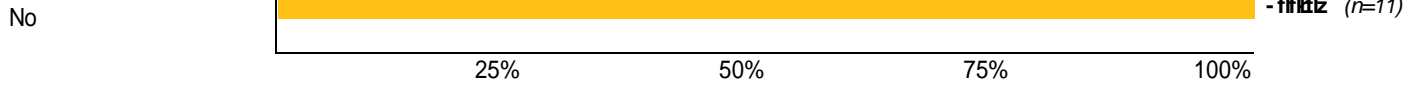
Undergraduate (n=11)



Clinical Experience

9; ° ~)\$ \$ #10/ Were you offered full-time employment as result of any of your clinical experiences?

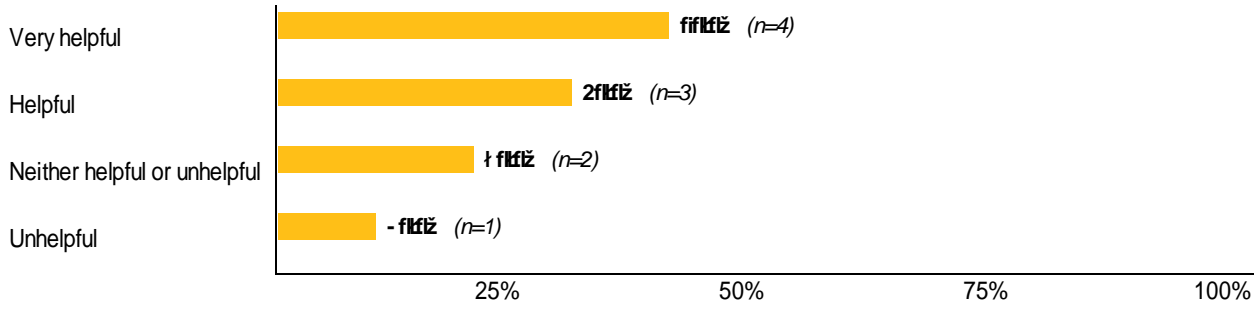
Undergraduate (n=11)



Clinical Experience

9; ° ~)\$ / \$ #0fV How helpful were your clinical experiences in preparing you for the workplace/your career?

Undergraduate (n=10)



Student Teaching: Grade Level

Please indicate the grade you taught and whether the school was public or private.

	Public n=13
Pre-K	0 (n=0)
Kindergarten	1 (n=1)
1st	
2nd	
3rd	
4th	
5th	
6th	
7th	
8th	
9th	
10th	
11th	
12th	



Student Teaching: Public/Private/Charter

9; ° ~)\$ / \$ #03/ Please indicate the grade you taught and whether the school was public or private.

5, ~)() , " 1 /
n=13

Public

Of 12 (n=12)

Multiple (Multiple positions)

4 (n=1)

Student Teaching

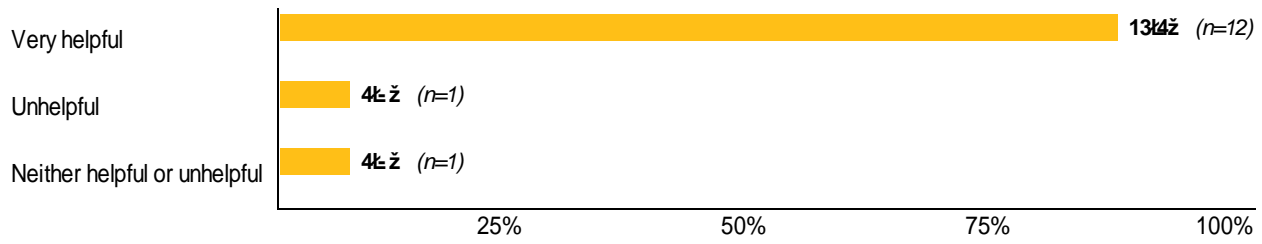
9; ° ~)\$ / \$ #0ž Were you offered full-time employment as result of your student teaching experience?

5, ~)()i, "i/~
n=14

Student Teaching

9; ° ~)\$ / \$ #04/ How helpful was your student teaching experience in preparing you for the workplace/your career?

Undergraduate (n=14)



Study Abroad/Away with internship or practicum component

9; ° ~)\$ /\$ #00/ How many study abroad/away experiences with internship or practicum components did you complete?

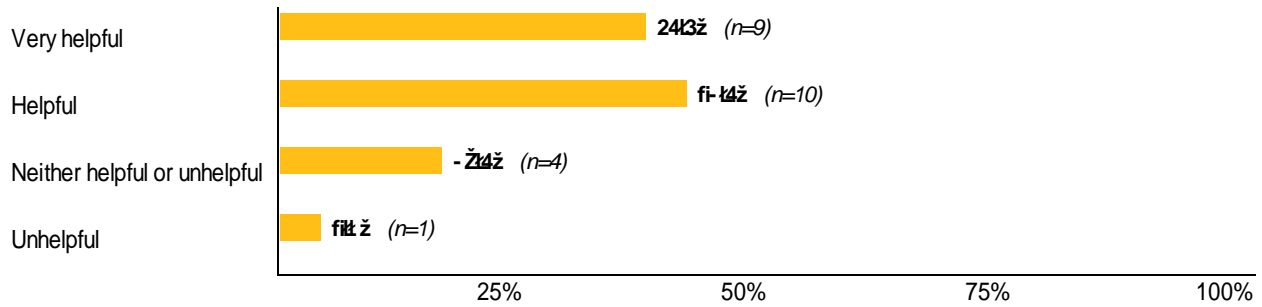
5, ~)() , " 1 /
n=23

B

Study Abroad/Away with internship or practicum component

9; ° ~)\$ /\$# f# / How helpful were your study abroad/away experiences with internship or practicum components in preparing you for the workplace/your career?

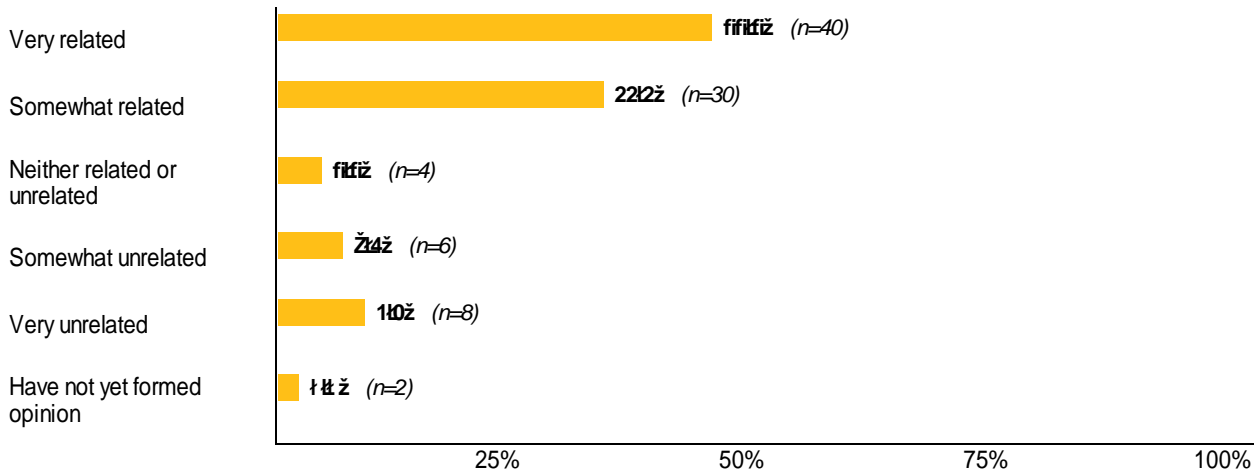
Undergraduate (n=24)



Satisfaction

How related is your reported primary post-graduation occupation to your program/area of study?

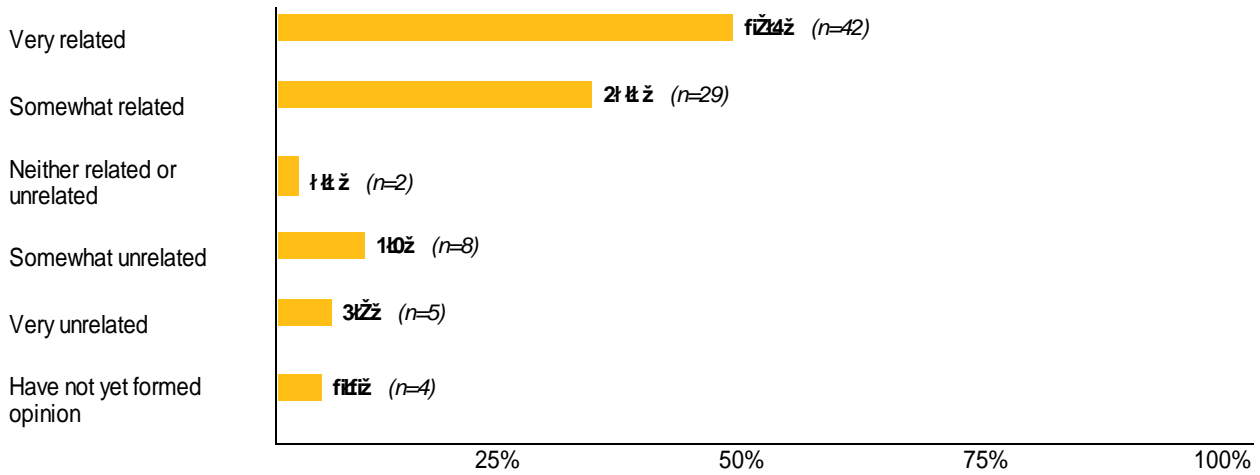
Undergraduate (n=90)



Satisfaction

How related is your reported primary post-graduation occupation to your career goals?

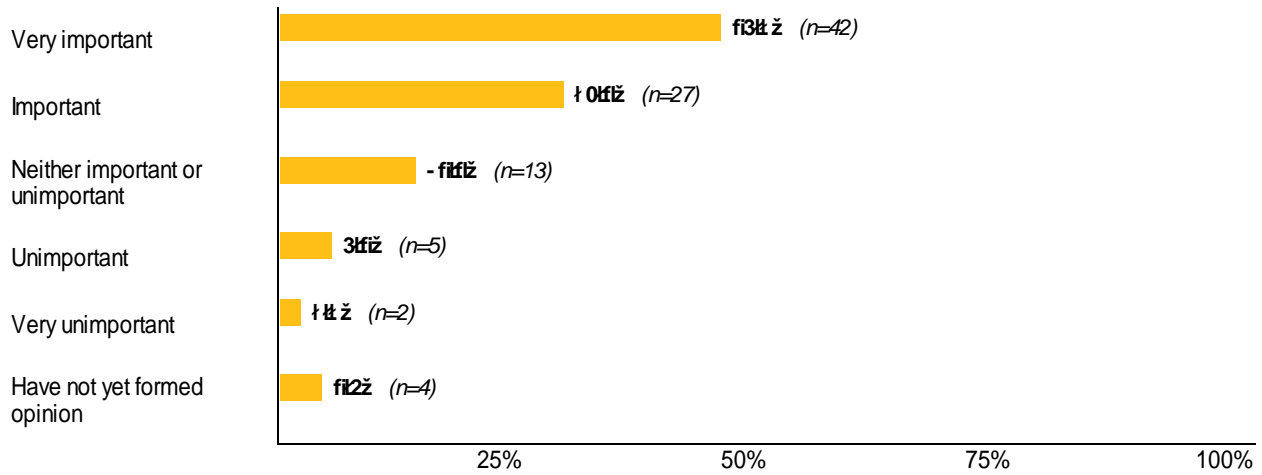
Undergraduate (n=90)



Satisfaction

Q14 How important to you is it that your reported primary post-graduation occupation or career is related to your program/area of study?

Undergraduate (n=93)





Motivation

Which of these best describes your situation before beginning the degree you recently completed? (Select all that apply)

	n=90
Recently completed high school or GED	78 (n=78)
Working part-time	15 (n=15)
Recently completed post-secondary education	7 (n=7)
Working full-time	4 (n=4)
Unemployed and not seeking employment	1 (n=1)
Caring for children or other family	1 (n=1)
Other	1 (n=1)



Motivation

How helpful was your degree in allowing you to affect each of the following outcomes? Please rate each option from "Very Unhelpful" to "Very Helpful."

	5, "Very Unhelpful" (n=86)
Employment opportunities = Very Helpful	51 (n=38)
Employment opportunities = Helpful	29 (n=30)
Employment opportunities = Neither Helpful nor Unhelpful	3 (n=5)
Employment opportunities = Unhelpful	2 (n=3)
Employment opportunities = Very Unhelpful	3 (n=5)
Employment opportunities = Have not yet formed opinion	3 (n=5)
Impact on society = Very Helpful	0 (n=17)
Impact on society = Helpful	37 (n=43)
Impact on society = Neither Helpful nor Unhelpful	11 (n=19)
Impact on society = Unhelpful	2 (n=3)
Impact on society = Very Unhelpful	1 (n=1)
Impact on society = Have not yet formed opinion	2 (n=3)
Income potential = Very Helpful	11 (n=18)
Income potential = Helpful	29 (n=40)
Income potential = Neither Helpful nor Unhelpful	3 (n=14)
Income potential = Unhelpful	4 (n=6)
Income potential = Very Unhelpful	1 (n=2)
Income potential = Have not yet formed opinion	3 (n=5)
Job satisfaction = Very Helpful	10 (n=25)
Job satisfaction = Helpful	15 (n=42)

